



MULTI-PURPOSE FIELD
I-40 FIVE ROW DESIGN

Hunter Industries
1940 Diamond Street
San Marcos, California 92078
SpecPro Technical Assistance
1-800-319-4796
www.HunterIndustries.com

SHEET

1 OF 1

IRRIGATION LEGEND

- PRODUCT DESCRIPTION**
- HUNTER I-40-04-SS-ON-XX/I-40-06-SS-ON-XX, NOZZLE AS SHOWN
NOZZLE PERFORMANCE:
#20 @ 80 PSI - 22.3 GPM 66' RADIUS
 - ⊕ HUNTER ICV/IBV ELECTRIC CONTROL VALVE SIZE AS SHOWN
 - ⊖ HUNTER HQ-44-XX-AW QUICK COUPLER VALVE (OPTIONAL)
 - ⊖ HUNTER IC-600 SOLID STATE METAL CABINET CONTROLLER
 - ⊖ HUNTER SOLAR-SYNC-SEN ON SITE WEATHER SENSOR
 - ⊖ HUNTER METER MINIMUM SIZE @ 111.5 GPM IS 2.0"
 - ⊖ WATER FLOW PREVENTER SIZED TO SYSTEM GPM
 - MAINLINE PIPE
 - LATERAL PIPE
 - == SLEEVING
 - ⊗ ISOLATION VALVE LINE SIZED

IRRIGATION NOTES

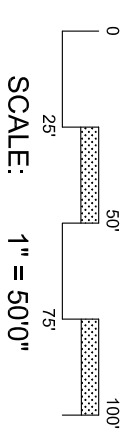
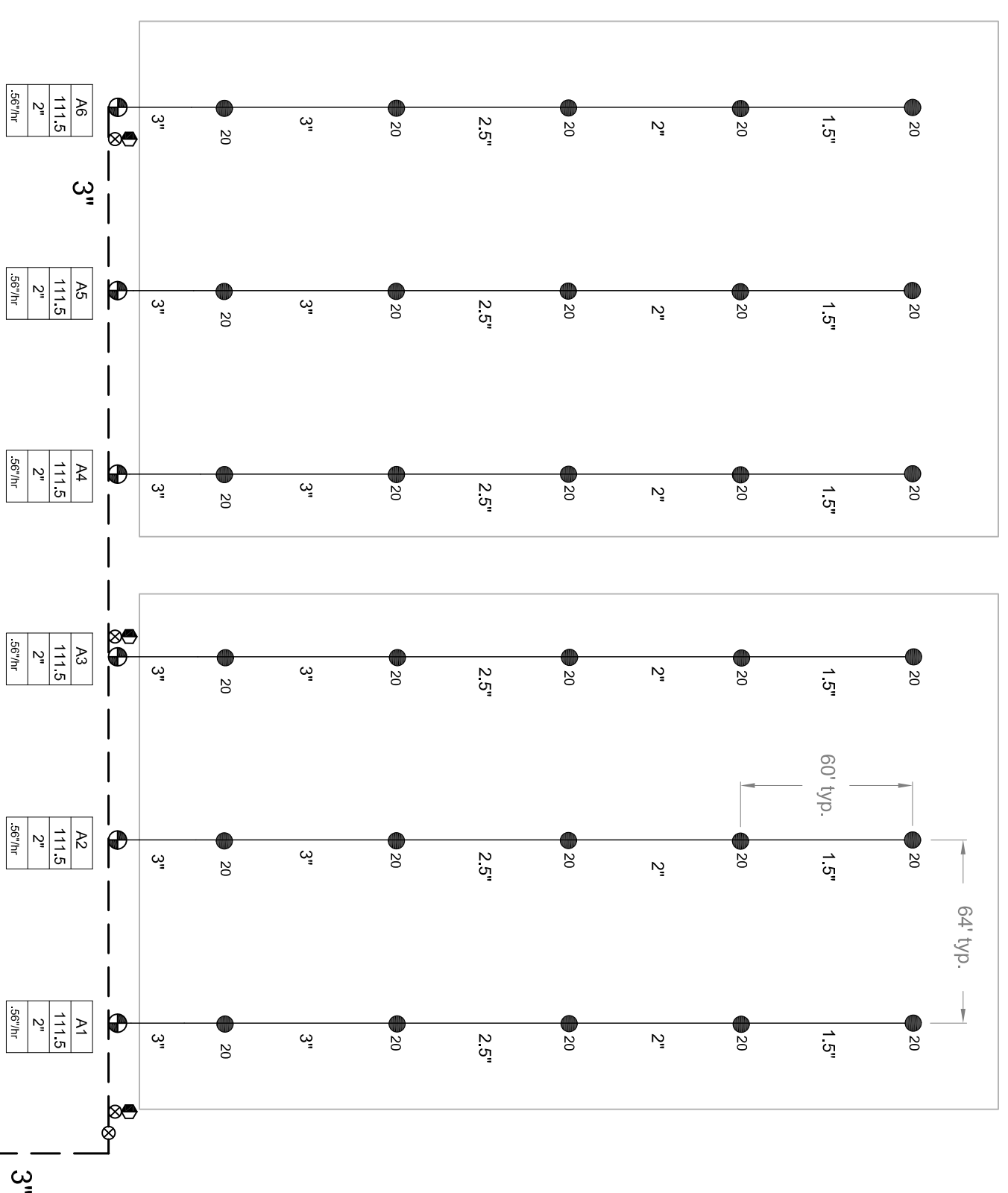
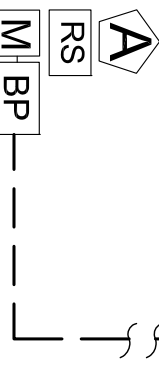
1. SPRINKLER LOCATIONS ARE TO SCALE
2. PIPE LOCATIONS ARE DIAGRAMMATIC
3. ALL SPRINKLERS TO BE INSTALLED ON 1" SCH 80 SWING JOINTS
4. ALL COMPONENTS TO BE INSTALLED AS PER MANUFACTURERS RECOMMENDATIONS
5. MAINLINE DEPTH TO BE NO LESS THAN 18"
6. LATERAL DEPTH TO BE NO LESS THAN 16"
7. ELECTRIC CONTROL VALVES TO BE COVERED WITH 12" VALVE BOX
8. LOCATE VALVES/QCV'S OUT OF HIGH TRAFFIC AREAS
9. WIRE SPLICE CONNECTIONS TO BE WATERPROOF
10. QCV TO BE LOCATED IN 10" VALVE BOX
11. ALL SLEEVES TO BE 2X PIPE RUN THROUGH THEM
12. INSTALL ALL COMPONENTS AS PER LOCAL, STATE, FEDERAL CODES
13. REFER TO HUNTER INSTALLATION DETAILS
14. REFER TO HUNTER CATALOG FOR PERFORMANCE SPECIFICATIONS
15. ADD HUNTER "FS" FOR DIRTY WATER VALVE
16. ADD HUNTER "AS" FOR PRESSURE REGULATED VALVE

WATER REQUIREMENT SYSTEM PERFORMANCE DATA

ZONE	SIZE	FLOW	PR	DU	SC _(10% WINDOW)
A1	2"	111.5	.56"	.85	1.2
A2	2"	111.5	.56"	.85	1.2
A3	2"	111.5	.56"	.85	1.2
A4	2"	111.5	.56"	.85	1.2
A5	2"	111.5	.56"	.85	1.2
A6	2"	111.5	.56"	.85	1.2

VALVE ID GUIDE

A1	STATION NUMBER
55	GPM
1.5"	VALVE SIZE
.50"/hr	PRECIPITATION RATE



Hunter Industries offers this plan as a general guide for estimating purposes and offers no indemnity, expressed or implied, for projects installed from this plan. Because of the many variables of every system and of every site we recommend that a qualified irrigation designer be consulted.